

By the Numbers

Salem-Keizer Public Schools: Our Students

Our Vision: All students graduate and are prepared for a successful life.

JANUARY 2020

Student Demographics


- 48% White
- 40% Hispanic
- 5% Multi-Ethnic
- 3% Pacific Islander
- 2% Asian
- 1% African American
- 1% American Indian

41,602 Students

18,914
Grades K-5

10,252
Grades 6-8

12,436
Grades 9-12



Approximately 70 percent of Salem-Keizer students are considered to be economically disadvantaged.

938

Students enrolled in preschool programs.

6,804

Students enrolled in a career and technical education course so far in the 2019-20 school year.

Career-Technical Education Graduation Rates (2018-19)

90%

The graduation rate for CTE participants.

97%

The graduation rate for CTE concentrators.

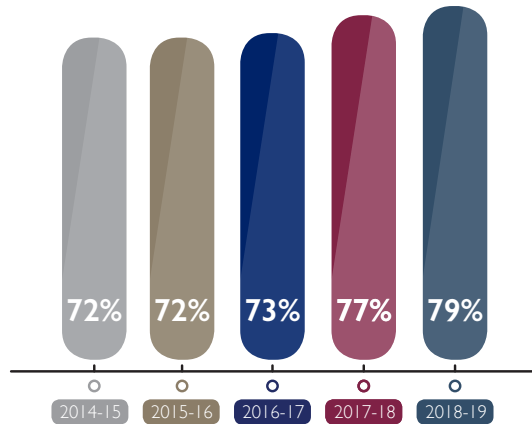
1,164

Students experiencing homelessness in 2018-19.

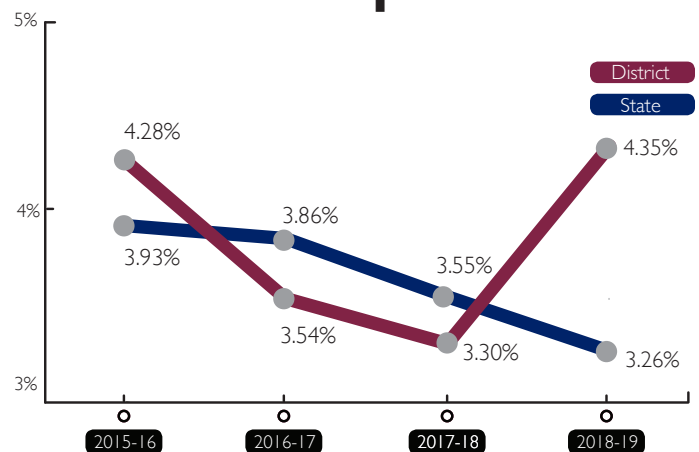
\$33,567,905

Earned in college scholarships by the graduating class of 2019.

District Graduation Rate



District Drop-Out Rate



16%
Students who are English language learners.

23% Grades K-5
15% Grades 6-8
7% Grades 9-12

87
Languages spoken in our schools.

28%
Of students speak a language other than English at home.

17%
Students receiving Special Education services.

574
High school students have a cumulative GPA of 4.0

2,742

Students part of the Talented & Gifted program.

2,564

High school students participating in sports.

2,632

High school students enrolled in music.

By the Numbers

Salem-Keizer Public Schools: Our District

Our Vision: All students graduate and are prepared for a successful life.

JANUARY 2020

2nd

Largest school district
in Oregon.

41,602 Students

18,914
Grades K-5

10,252
Grades 6-8

12,436
Grades 9-12

65 Schools

42 Elementary schools
11 Middle schools
8 High schools
4 Charter schools

Additional Programs

Community Transition Program
Provides students with special needs with career exploration opportunities

Career Technical Education Center
Provides high school juniors and seniors with hands-on industry training

Early Childhood Center
Provides our youngest learners with foundational learning skills

Indian Education
Provides academic & cultural support to our Native American/Alaskan Native students

S.T.E.P./McKinney-Vento
Provides services to mobile students and students experiencing homelessness

Family Literacy & Teen Parent Programs
Provides support to teen parents in completing their education

Behavioral Intervention Center
Provides students with the most social emotional and behavioral needs with necessary supports

Migrant Education Program
Provides migrant students with educational opportunities throughout the year to help students stay on-track to graduate

20,000
Students transported each day.

148
Trips around the world
each year by our school buses.

90.98%
Average regular attendance
rate 2018-19.

Staff Demographics

75% White **2%** Asian **1%** African American
16% Hispanic **1%** American Indian **<1%** Pacific Islander
5% Other

11 Years
Average years of experience held
by our teachers.

75%
Of teaching staff holds an
advanced degree.

2,528
Licensed
Staff

2,666
Classified
Staff

108
Principals and
Assistant Principals

61
Districtwide
Supervisors

2018 Bond Program

\$619.7 m

“Base” bond package
approved by voters on
May 15, 2018

+

allocated market
premiums, earnings,
grants and
reimbursements*

=

\$677.7 m
“Base Plus”
New total bond package

*Funds additional projects and expanded scope in support of boundary adjustments and specific school needs

The 2018 bond program promises to:

- Expand career and technical (vocational) education and science education
- Relieve overcrowding and prepare for future enrollment growth
- Improve safety and security, including seismic safety
- Protect the community's investment in existing school district facilities

Five schools started construction in 2019 | One school completed work in 2019
Sixteen schools will start construction in 2020



Student enrollment, employee, school data as of December, 2019. Employee FTE based on all funds. Please note, some of this information changes daily. All other numbers are based on data from the 2018-19 school year unless otherwise noted. By The Numbers is produced by Community Relations and Communications. Salem-Keizer Public Schools, Oregon School District 24J | 2450 Lancaster Drive NE, Salem, Oregon 97305 | 503-399-3000 | www.salemkeizer.org Salem-Keizer Public Schools is an Affirmative Action/Equal Opportunity Institution.